



Tobacco Use Supplement

Current Population Survey (TUS-CPS)

2018-2019 TUS-CPS data now available!

The 2018-2019 TUS-CPS covers a variety of topics relevant to tobacco control research, including:

- Tobacco product use, including cigarette, e-cigarette, cigar, smokeless tobacco, pipe tobacco, hookah, and heated tobacco products*
- Workplace and home smoking and vaping restrictions **NEW!**
- Cost of e-cigarettes, cartridges, and e-liquid **NEW!**
- Cost of cigarettes and purchase location
- Menthol and other flavored tobacco product use
- Quitting behaviors and cessation aids
- Switching to other tobacco products
- Attitudes toward smoke-free policies in public places, workplaces, and multi-unit housing

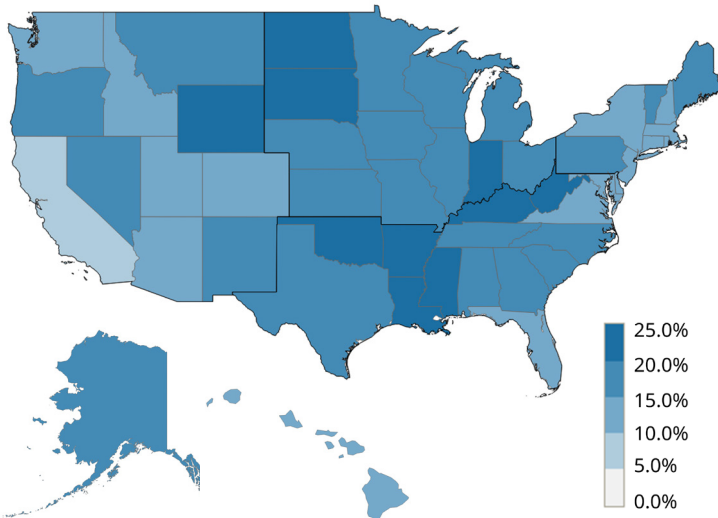
*Use of heated tobacco products was added in May 2019 and is not present in July 2018 and January 2019 data.

Current Cigarette Smoking Status by Gender and Region - 2014-2015 vs. 2018-2019

In 2018-2019, 11.4% of adults were estimated to be current cigarette smokers, a decrease from 13.7% in 2014-2015.* In 2018-2019, more men reported current smoking than women (12.9% vs. 10.0%). Reported prevalence of current smoking was highest in the Midwest (15.3% of men and 12.8% of women). In most states, the percentage of current smokers decreased or remained relatively stable for both men and women, compared to the previous TUS-CPS cycle. In 2018-2019, Rhode Island had the lowest prevalence of current smoking for men (6.5%) and California for women (5.5%). West Virginia had the highest prevalence of current smoking among both men (21.4%) and women (21.3%).

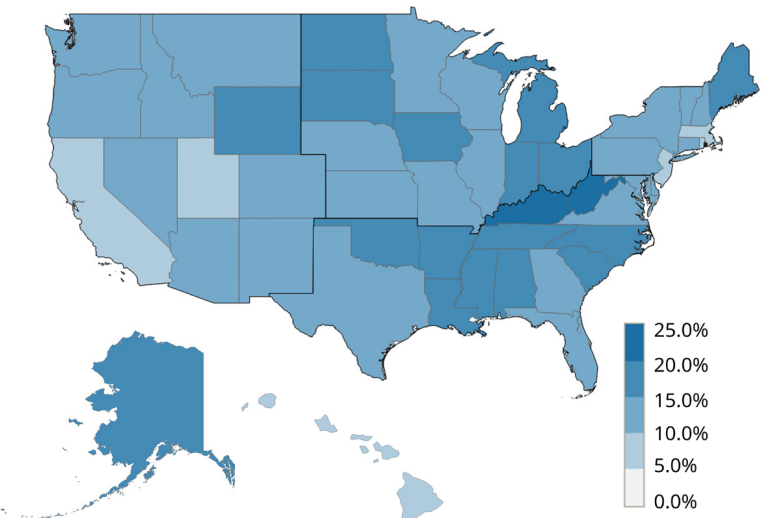
*Due to differences in methodology, TUS-CPS tobacco use prevalence estimates may differ slightly from those produced by other national tobacco use surveys.

Male Current Smokers, 2014-2015



(Source: TUS-CPS, 2014-2015)

Male Current Smokers, 2018-2019

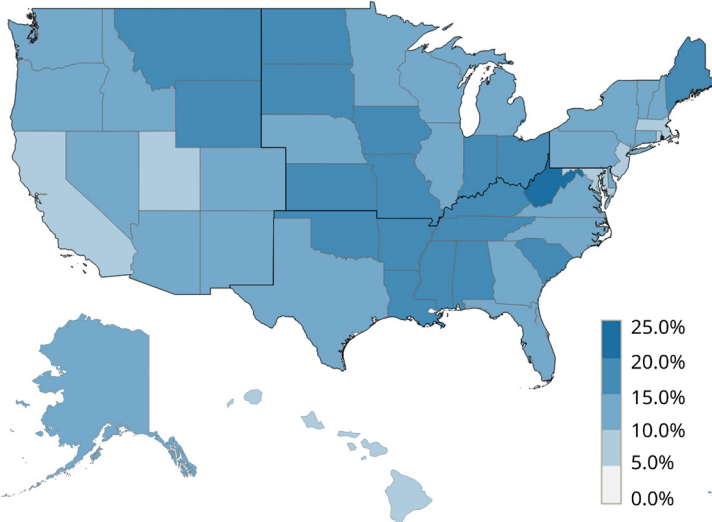


(Source: TUS-CPS, 2018-2019)

Notes: Current use of cigarettes was defined as having smoked 100 cigarettes and currently smoking every day or some days.

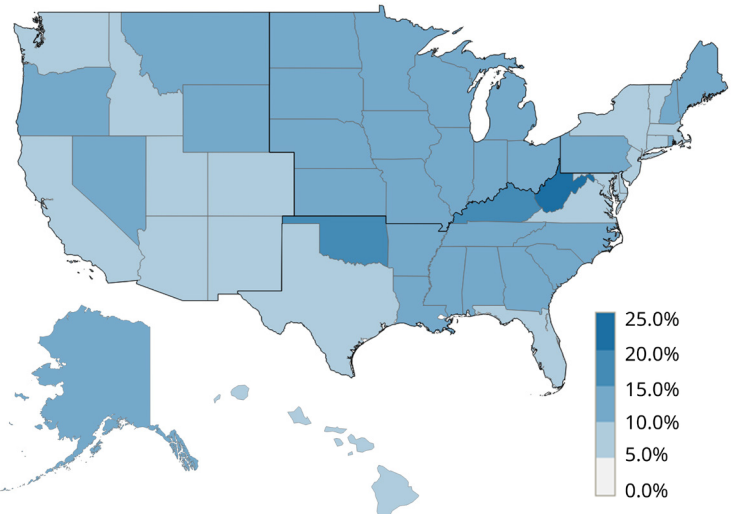
Current Cigarette Smoking Status by Gender and Region - 2014-2015 vs. 2018-2019, continued

Female Current Smokers, 2014-2015



(Source: TUS-CPS, 2014-2015)

Female Current Smokers, 2018-2019



(Source: TUS-CPS, 2018-2019)

WEST

8.7%

MIDWEST

14.9%

SOUTH

13.2%

NORTHEAST

11.5%

WEST

7.3%

MIDWEST

12.8%

SOUTH

10.3%

NORTHEAST

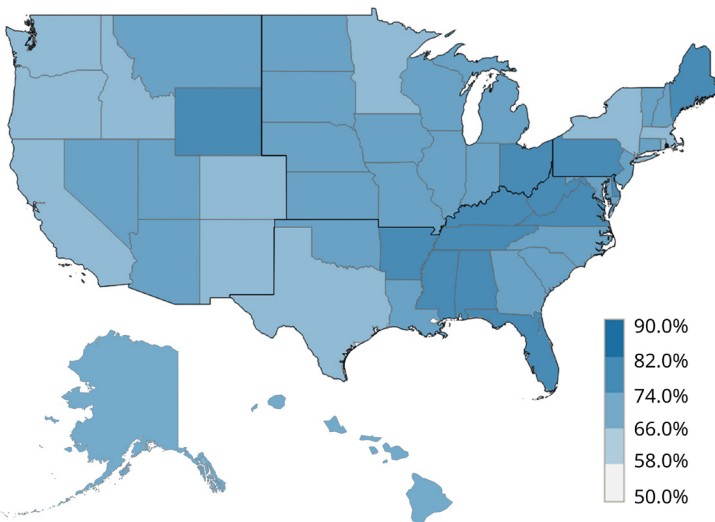
9.7%

Notes: Current use of cigarettes was defined as having smoked 100 cigarettes and currently smoking every day or some days.

Daily Smoking Among Current Cigarette Smokers by Region - 2014-2015 vs. 2018-2019

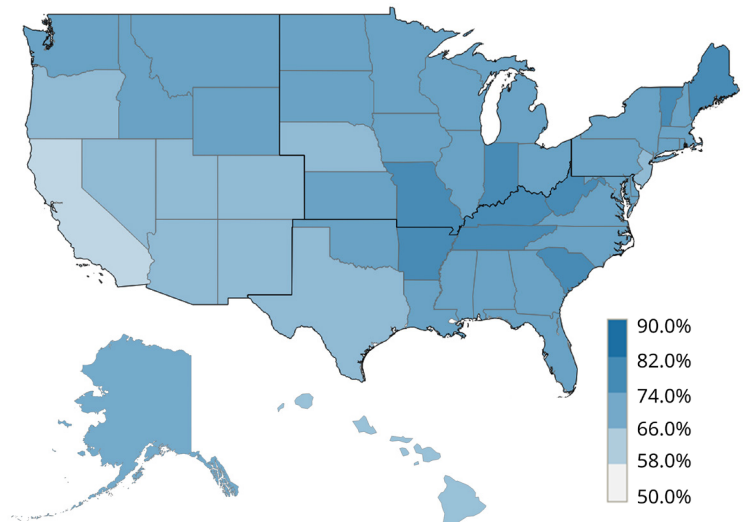
Among respondents who were current cigarette smokers in 2018-2019, 76.4% were daily and 23.6% were non-daily smokers, compared to 77.4% daily and 22.6% non-daily smokers in 2014-2015. From 2014-2015 to 2018-2019, the percentage of daily smokers decreased in all U.S. regions except the Midwest. In 2018-2019, daily smoking was most prevalent in Arkansas (87.4% of current smokers) and least prevalent in the District of Columbia (58.6% of current smokers).

Current Smokers who Smoke Daily, 2014-2015



(Source: TUS-CPS, 2014-2015)

Current Smokers who Smoke Daily, 2018-2019



(Source: TUS-CPS, 2018-2019)

WEST

71.8%

MIDWEST

78.4%

SOUTH

79.2%

NORTHEAST

77.3%

WEST

68.5%

MIDWEST

79.0%

SOUTH

78.4%

NORTHEAST

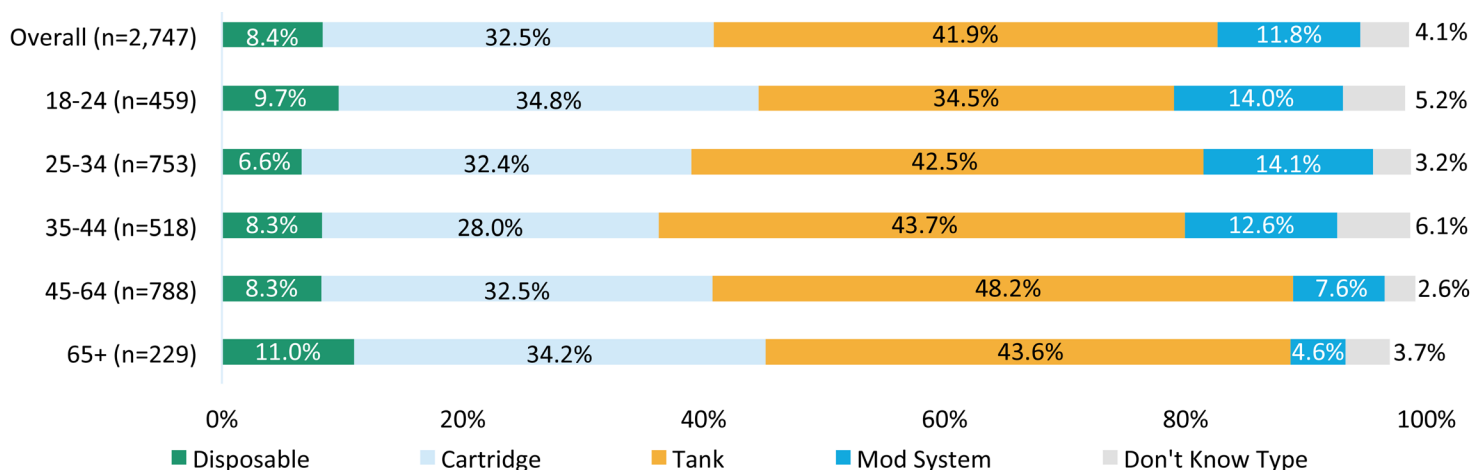
76.5%

Notes: Current use of cigarettes was defined as having smoked 100 cigarettes and currently smoking every day or some days. Daily smokers are current smokers who reported smoking every day. Non-daily smokers reported smoking only some days.

E-Cigarette Device Type by Age Group

Current use of e-cigarettes was reported by 2.3% of all respondents in the 2018-2019 TUS-CPS, similar to the 2.4% reported in 2014-2015. There are various types of e-cigarettes on the market, and these tobacco products continue to diversify. Among current e-cigarette users in 2018-2019, the most used e-cigarette device was the refillable tank (41.9%), followed by replaceable, prefilled cartridges (32.5%). Overall, 4.1% of e-cigarette users did not know which device type they currently used. Patterns of device type used were similar across age groups.

Percentage of Current E-Cigarette Users Who Reported Using Each Device Type by Age Group in 2018-2019*



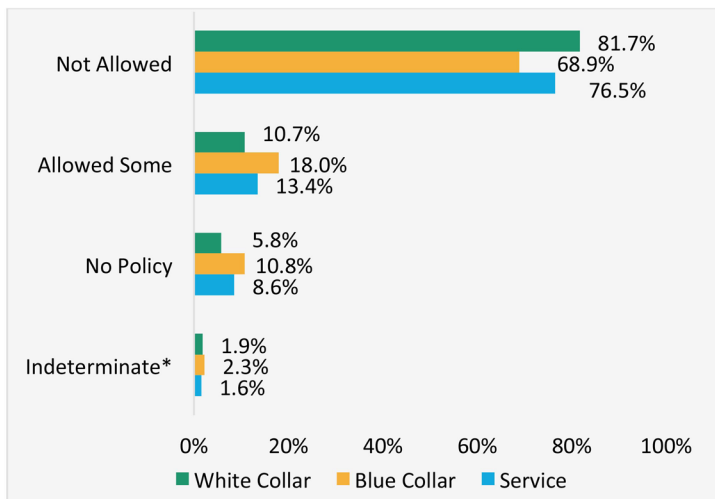
Notes: Data represent the overall percentages of e-cigarette device type use by those 18+ years old. An additional 34 participants (1.3%) across age groups had missing information or refused to respond. Percentages are weighted; n's are unweighted. Percentages are rounded.

*Current e-cigarette users were asked to report the device type they used most often. (Source: TUS-CPS, 2018-2019)

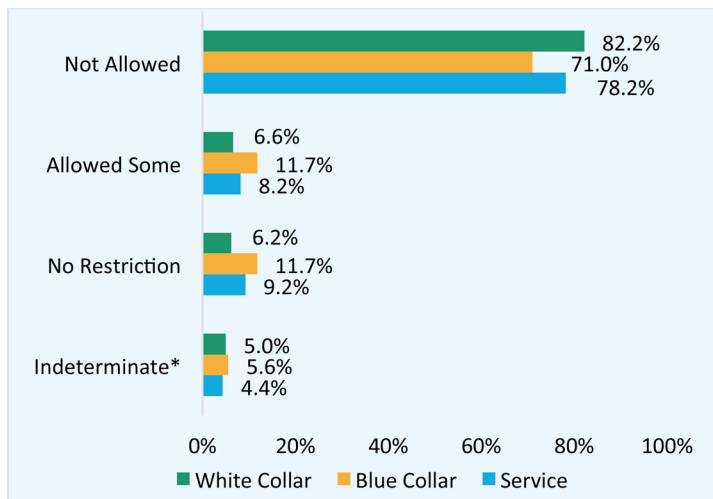
Smoking and Vaping Restrictions at Work by Occupational Category

TUS-CPS collects data on smoking restrictions in the workplace. In 2018, the survey started collecting data on vaping restrictions. In 2018-2019, most respondents reported that smoking (79.1%) and vaping (80.0%) were prohibited at work. A small proportion of respondents reported no workplace policy or that their work allowed all smoking (6.9%) and all vaping (7.5%). No major differences in reported workplace policy were observed across white collar, blue collar, or service occupational categories.

2018-2019 Workplace Smoking Restrictions^{1, 2, 3}



2018-2019 Workplace Vaping Restrictions^{1, 2, 3}



Notes: Weighted percentages were calculated based on sample size n=57,405. Percentages exclude those who are self-employed or work in their own or someone else's home.

¹Those with No Policy (unweighted n=3,637, 6.3% weighted), don't know, refused, or missing responses for "Any smoking restrictions at place of work" were assumed to also have No Restriction, don't know, refused, or missing responses for vaping restrictions, and were not asked further detailed questions about type of policy for smoking or vaping. In addition, those who replied to type of policy as "Allowed everywhere" were included in the No Policy/Restriction category for smoking and vaping, respectively.

²Type of vaping workplace policy was asked as one item, while type of smoking workplace policy was asked as two items (separately for public and work areas) and combined for analysis. ³Occupational categories were coded from variable PRDTOCC1, the details of which may be found on page 6-62 under Attachment 10 - Occupation Classification Codes of the July 2018 technical documentation. White Collar includes occupation codes 1-10, 16, and 17; Service includes codes 11-15; and Blue Collar includes codes 19-22. Other occupations (code 18) are excluded from the analyses.

*Indeterminate includes don't know, refused, and missing responses to the "Any smoking restriction" item. (Source: TUS-CPS, 2018-2019)



Tobacco Use Supplement Current Population Survey (TUS-CPS)

About TUS-CPS

Since 1992, the Tobacco Use Supplement of the Current Population Survey (TUS-CPS) has served as a key source of national, state, and sub-state data on tobacco use behaviors, attitudes, and policies in the United States. TUS-CPS is conducted every 3-4 years as part of the CPS, a monthly survey conducted by the U.S. Census Bureau for the U.S. Bureau of Labor Statistics. NCI has sponsored TUS since its inception, with U.S. Food and Drug Administration (FDA) co-sponsorship since 2014. TUS-CPS collects nationally representative data from 150,000 self-respondents (210,000 including proxies). In addition to cross-sectional analyses, data can be used to:

- Track long-term trends in tobacco use and tobacco control policies to assess health disparities and geographic, employment/occupation, and other demographic differences
- Link tobacco use data to other CPS supplements to evaluate tobacco use in the context of other diverse topics assessed in other CPS supplements, e.g., health outcomes, health disparities, food security, time use, computer use, health insurance, and housing type.

For more information on TUS-CPS and for public use data files, visit
cancercontrol.cancer.gov/tus-cps

About NCI-TCRB

The National Cancer Institute's Tobacco Control Research Branch (TCRB) leads and collaborates on research and disseminates evidence-based findings to prevent, treat, and control tobacco use in order to create a world free of tobacco use and related cancer and suffering. TCRB is within the NCI Behavioral Research Program, Division of Cancer Control and Population Sciences.